


# FEMTO R

1.180

 **Allowed user weight**  
125 kg

 **Suitable for passenger transport**



# Fuse Together

---

## **EFFICIENCY**

- Permanent provision with adjustment possibilities to functional changes reduces follow-up costs
- Extensive serial equipment minimises necessity for expensive customised parts
- Low wear due to high quality attachments

## **THERAPEUTIC BENEFIT**

- Perfect easy running and little own weight support the independence of the user
- Adaptable to functional changes and individual needs of the user through adjustment of the back, seat and chassis
- Extensive equipment assortment for long-term users

## **FIELD OF USE**

- For permanent and long term provision
- For paraplegic provision
- Very good suitability for many disease patterns, even for severely encumbered
- Users without function of the lower extremities (lateral transfer, driven through the handrims)

ORDER

COST ESTIMATE

CUSTOM DESIGN

Please send the order form by e-mail to:

[info@meyragroup.com](mailto:info@meyragroup.com)

Customer service: +49 571 93292 555

Billing address / Customer ref. no.:

Delivery address:

Tax-ID

Consignment / Comments:

Order quantity:

**MEYRA**



**Price basic model**

**£ 2350**



**Allowed user weight**

125 kg



**Suitable for passenger transport**



**Hints**

Our Terms and Conditions as stated at [www.meyra.de/AGB](http://www.meyra.de/AGB) shall apply

You can find information on the measurement process at [www.meyra.de/messverfahren](http://www.meyra.de/messverfahren)

Valid from 01.01.2025 - 31.12.2025.

Errors, misprints and changes reserved.

Use our K.I.S.S.S. for orders and configurations at [www.kisss-by-meyra.de](http://www.kisss-by-meyra.de)

You avoid queries and incorrect orders thanks to the buildability check

When transported in public transport (e.g. train), the dimensions of the wheelchair may be higher than the guide values of the transport company. Please inquire in advance.



## Technical specifications

Seat widths in mm	320/340/360/380/400/420/440/460/480/500
Width ready to drive in mm from	510 - 810
Seat depth in mm	340/360/380/400/420/440/460/480/500
Seat height front/rear in mm	450 to 530 / 390 to 500
Overall height in mm	Rear seat height + back support height
Back support height in mm	variable from 250 to 450 +/- 15
Length with footrest in mm	760 - 860 (depending on frame length, wheel size)
User weight	125 kg
Empty weight from	from 8,5 kg
*Zul. Gesamtgewicht in kg	140 kg
Transport weight	from 5.6 kg
Rear wheel	600 mm(24 inch) / 635 mm(25 inch) / 660 mm(26 inch)
Brake test according to STANDARD	7°

Please select by ticking the relevant boxes



 Special construction/individual solution o.r. - on request

 Standard version: If no other selection is made, the standard version will be delivered.

## 00 Frame forms: (Frame length)

CODE	DESCRIPTION	VSH IN MM	GL IN MM	GBP £
351	Frame short (S)	450 - 490	C.347 = 760, C.346 = 810	0,00
352	Frame standard (M)	470 - 510	C.347 = 760, C.346 = 810	0,00
353	Frame long (L)	480 - 530	C.347 = 810, C.346 = 860	0,00

## Frame shape (frame angle and frame retraction)

CODE	DESCRIPTION	ANGLE	GBP £
346	Standard front frame	80°	0,00
347	Compact front frame	88°	0,00
4950	Taper frame (20 mm each side)  only i.C. with SW 360mm to 500mm		0,00
4959	Without taper frame  only i.C. with SW 320mm bis 460mm		0,00

## 01 Seat width (SW)

CODE	DESCRIPTION	GBP £
32	SW 320 mm	0,00
34	SW 340 mm	0,00
36	SW 360 mm	0,00
38	SW 380 mm	0,00
40	SW 400 mm	0,00
342	SW 420 mm	0,00
344	SW 440 mm	0,00
46	SW 460 mm	0,00
48	SW 480 mm	0,00
350	SW 500 mm	0,00

Please select by ticking the relevant boxes

Special construction/individual solution o.r. - on request

Standard version: If no other selection is made, the standard version will be delivered.

## 02 Seat depth (SD) Seat belt tightenable

CODE	DESCRIPTION	FRAME LENGTH	GBP £
394	SD 340 mm	S/M	0,00
366	SD 360 mm	S/M	0,00
368	SD 380 mm	S/M	0,00
615	SD 400 mm	S/M	0,00
784	SD 420 mm	S/M	0,00
618	SD 440 mm	S/M	0,00
619	SD 460 mm	L	0,00
787	SD 480 mm	L	0,00
792	SD 500 mm	L	0,00

## 03 Seat height front (FSH) in combination with plastic castor (without seat cushion)

Code/Art.	Castor	Front seat height in mm (FSH)									
		450	460	470	480	490	500	510	520	530	
151/908	Ø 100 Solid rubber black										
151/909	Ø 100 Solid rubber grey										
325/908	Ø 125 Solid rubber black										
325/909	Ø 125 Solid rubber grey										
	*Ø 72 Vollgummi										

Please select by ticking the relevant boxes

Special construction/individual solution o.r. - on request

Standard version: If no other selection is made, the standard version will be delivered.

## Seat height front in combination with carbon castor (without seat cushion)

Code	Castor	Front seat height in mm (FSH)								
		450	4560	470	480	490	500	510	520	530
2495	Ø 100 x 30 mm, Black	108,00	108,00	108,00	108,00	108,00	108,00	108,00	108,00	108,00
2496	Ø 125 x 30 mm, Black		108,00	108,00	108,00	108,00	108,00	108,00	108,00	108,00

 Tyres: solid rubber, black

Please select by ticking the relevant boxes

Special construction/individual solution o.r. - on request

Standard version: If no other selection is made, the standard version will be delivered.

## Seat height front in combination with aluminium castor (without seat cushion)

Code	Castor	Front seat height in mm (FSH)									
		450	460	470	480	490	500	510	520	530	
2483	Ø 100 x 37 mm, Silver	108,00	108,00	108,00	108,00	108,00	108,00	108,00	108,00	108,00	108,00
2484	Ø 100 x 37 mm, Black	108,00	108,00	108,00	108,00	108,00	108,00	108,00	108,00	108,00	108,00
2485	Ø 100 x 37 mm, White	108,00	108,00	108,00	108,00	108,00	108,00	108,00	108,00	108,00	108,00
2486	Ø 100 x 37 mm, Red	108,00	108,00	108,00	108,00	108,00	108,00	108,00	108,00	108,00	108,00
2487	Ø 100 x 37 mm, Blue	108,00	108,00	108,00	108,00	108,00	108,00	108,00	108,00	108,00	108,00
2488	Ø 100 x 37 mm, Orange	108,00	108,00	108,00	108,00	108,00	108,00	108,00	108,00	108,00	108,00
2489	Ø 125 x 37 mm, Silver		108,00	108,00	108,00	108,00	108,00	108,00	108,00	108,00	108,00
2490	Ø 125 x 37 mm, Black		108,00	108,00	108,00	108,00	108,00	108,00	108,00	108,00	108,00
2491	Ø 125 x 37 mm, White		108,00	108,00	108,00	108,00	108,00	108,00	108,00	108,00	108,00
2492	Ø 125 x 37 mm, Red		108,00	108,00	108,00	108,00	108,00	108,00	108,00	108,00	108,00
2493	Ø 125 x 37 mm, Blue		108,00	108,00	108,00	108,00	108,00	108,00	108,00	108,00	108,00
2494	Ø 125 x 37 mm, Orange		108,00	108,00	108,00	108,00	108,00	108,00	108,00	108,00	108,00
2480	Ø 100 x 23 Lightwheel black	108,00	108,00	108,00	108,00	108,00	108,00	108,00	108,00	108,00	108,00
2481	Ø 100 x 32 castor wheel silver	108,00	108,00	108,00	108,00	108,00	108,00	108,00	108,00	108,00	108,00
2482	Ø 125 x 32 castor wheel silver		108,00	108,00	108,00	108,00	108,00	108,00	108,00	108,00	108,00

 Tyres: solid rubber, black

Please select by ticking the relevant boxes

Special construction/individual solution o.r. - on request

Standard version: If no other selection is made, the standard version will be delivered.

## 04 Rear wheel (only rim) i.C. with seat height (tyres CAT 07 and handrims CAT 06)

RSH (mm) 390 400 410 420 430 440 450 460 470 480 490 500

**A**

CODE	RSH	DESCRIPTION	Ø	GBP £
651	<b>A</b>	Standard wheel, incl. quick release axle (pair)	24"	0,00
2651	<b>A</b>	Standard wheel black, incl. quick release axle (pair)	24"	0,00
848	<b>A</b>	SILVERDESIGN with radial spokes and high flange rim incl. quick-release axle (pair)	24"	122,00
695	<b>A</b>	Active-wheel with radial spokes, high flange rim, hollow rim (Jumbo rim) in black <b>⚠</b> Recommended from 100 kg user weight or for dynamic driving not in conjunction with Carbolife push rims CODE 849, 850, 853 not in conjunction with PU tires CODE 474	24"	240,00
695	<b>A</b>	Active-wheel with radial spokes, high flange rim, hollow rim (Jumbo rim) in black <b>⚠</b> Recommended from 100 kg user weight or for dynamic driving not i.c. with. Carbolife push rims CODE 849, 850, 853	25"	240,00
695	<b>A</b>	Active-wheel with radial spokes, high flange rim, hollow rim (Jumbo rim) in black <b>⚠</b> Recommended from 100 kg user weight or for dynamic driving not i.c. with. Carbolife push rims CODE 849, 850, 853	26"	240,00
2469	<b>A</b>	Spinergy CLX, carbon rear wheel, spokes and hub black	24"	999,00
2470	<b>A</b>	Spinergy LX, aluminum rear wheel, spokes, rim and hub black	24"	650,00
2471	<b>A</b>	Spinergy LX, aluminum rear wheel, rim and hub black, spokes white	24"	650,00
2472	<b>A</b>	Spinergy LX, aluminum rear wheel, rim and hub black, spokes orange	24"	650,00

**⚠** Seat height data without seat cushion

Please select by ticking the relevant boxes

Special construction/individual solution o.r. - on request

Standard version: If no other selection is made, the standard version will be delivered.

## Rear wheel i.c. with seat height (incl. tyre and handrim)

RSH (mm) 390 400 410 420 430 440 450 460 470 480 490 500

**A**

CODE	RSH	DESCRIPTION	Ø	GBP £
2465	<b>A</b>	Six-Star incl. 8 bar high pressure tires and aluminum handrims (pair)	24x1"	450,00
752	<b>A</b>	Lightwheel incl. RightRun Light tyres and aluminum handrim black <b>!</b> only in conjunction with 0° camber CODE 423 Recommended up to max. 90kg user weight	24"	280,00
2473	<b>A</b>	Blacklight aluminum rear wheel, incl. Schwalbe Marathon Plus tyres and aluminum push rims, rim, hub and spokes black	24x1"	282,00
2466	<b>A</b>	Cross wheel incl. coarse studded tires and stainless steel handrims (pair) <b>!</b> Recommendation: CODE 98 side panel	24x1.75"	350,00
2461	<b>A</b>	Day-Lite aluminum rear wheel, rim, hub and spokes black. Black aluminum handrim and black MBL Gazelle tires. <b>!</b> max. user weight 100kg	24x1"	350,00
2468	<b>A</b>	Day-Lite aluminum rear wheel, black rim, hub and spokes, black aluminum handrim and black MBL Speedlite tyres. <b>!</b> max. user weight 100kg	25x1"	300,00

**!** Seat height data without seat cushion

## Horizontal rear wheel position (center of gravity)

	PASSIV (Pos./mm)					MEDIUM (Pos./mm)			
	1/65	2/75	3/85	4/95	5/105	6/115	7/125	8/135	9/145
Position									

**!** Axle position in mm (rear edge of back tube to center of axle)  
Further center of gravity settings possible in combination with CODE 880 wheelbase extension

Please select by ticking the relevant boxes

 Special construction/individual solution o.r. - on request

 Standard version: If no other selection is made, the standard version will be delivered.

## 05 Rear wheel options

CODE	DESCRIPTION	POSITION (mm)			GBP £
880	Wheelbase extension <b>!</b> Adjustment range from -15 mm to 145 mm	*Pos. 1 (65-145)	*Pos. 2 (25 - 105)	*Pos. 3 (-15 - 65)	250,00
2998	Additional axle tube <b>!</b> only i. c. with Wheelbase extension CODE 880				200,00

## Wheel camber

CODE	DESCRIPTION	GBP £
423	1°-wheel camber	0,00
447	3°-wheel camber (track adjustable)	0,00
454	6°-wheel camber (track adjustable)	85,00

## 06 Handrims

CODE	DESCRIPTION	Ø	GBP £
493	Stainless steel, polished	24"/25"/26"	0,00
494	Aluminum silver anodised <b>!</b> Not i.c. with Active-Wheel CODE 695	24"	0,00
445	Titanium, with 6 brackets <b>!</b> Only i.c. with active wheel CODE 695 or Spinergy wheel CODE 2469,2470,2471,2472	24"/25"/26"	288,00
168	Optigripp-special handrim for tetraplegics	24"	250,00
849	Curve L, aluminum black anodised, ergonomic handrim profile, H 31 mm	24"	300,00
850	Curve L Tetra Grip, anti-slip coated, aluminum, suitable for quadriplegics, ergonomic handrim profile, H 31 mm	24"	300,00
853	Gekko, aluminum black anodized with replaceable rubber lip, ergonomic hand rim profile, H 31mm	24"	350,00

## Push rims accessories


CODE	DESCRIPTION	Ø	GBP £
166	Silicon hand rim cover, smooth, black <b>!</b> Not i.c. with Aluminum handrim CODE 494	24"	120,00

<input type="checkbox"/>	Please select by ticking the relevant boxes	<input checked="" type="checkbox"/> S	Special construction/individual solution o.r. - on request	
<input type="checkbox"/>	Standard version:	If no other selection is made, the standard version will be delivered.		0,00
				0,00

## 07 Tyres

CODE	DESCRIPTION	Ø			GBP £
496	Pneumatic tyre 8 bar, gray	24x1"			0,00
897	Schwalbe Marathon Plus Evolution tyre, puncture resistant	24x1"	25x1"	26x1"	86,00
363	Schwalbe ONE tyre, no profile, puncture resistant	24x1"			122,00
395	Maxxis VN Master Alpha Protect tyre black, puncture resistant, 10 bar	24x1"	25x1"	26x1"	65,00


## 08 Brakes

CODE	DESCRIPTION	GBP £
305	Pressure brake for user	0,00
2595	Light pressure brake made of aluminum, swing away	100,00
681	Brake lever extension, foldable  only in conjunction with CODE 305	40,00

## 09 Backrest height (BH)

DESCRIPTION	Backrest height in mm				
	(C-620)	(C-626)	(C-631)	(C-632)	(C-633)
	250	300	350	400	450
Back strap, adjustable via Velcro straps subsequently adjustable 60 mm in 15 mm steps					

### Backrest variants

CODE	DESCRIPTION	GBP £
2002	Back cover 20 mm wider	0,00
2003	Back cover 40 mm wider	0,00
593	Without back cover  recommended when using RIDE back systems	0,00



Please select by ticking the relevant boxes

 Special construction/individual solution o.r. - on request


 Standard version: If no other selection is made, the standard version will be delivered.

## 10 Backrest (standard 90° to the seat)

Foldable on seat as standard, adjustable in angle and lockable (backrest angle: 95° / 90° / 85° / 80° / 75°)

CODE	DESCRIPTION	GBP £
410	Push handle long	0,00
413	Back with push handle, short	0,00
411	Backrest without push handle	0,00
502	Backrest with push handle mounted to the frame tube, continuously height adjustable to 150 mm  possible from BH 300 mm	220,00
141	Push handles, swivel-away  possible from BH 300 mm	150,00

### Backrest options

CODE	DESCRIPTION	GBP £
2032	ErgoSeat Pro laterals, small, pair  Recommended at back height 300 - 400 mm	250,00

### Back strap colours

CODE	DESCRIPTION	GBP £
235	Textile black	0,00
292	Mash, breathable , black	70,00

## 11 Ride System Back

Please specify the CODE from the RIDE order sheet:

Please select by ticking the relevant boxes Special construction/individual solution o.r. - on request Standard version: If no other selection is made, the standard version will be delivered.

## 12 Seat cushions

CODE	DESCRIPTION	GBP £
560	Seat cushion 30 mm	32,00
561	Seat cushion 60 mm	40,00
7199	Netti Contour Breathable 3D cover	100,00
562	Velcro strip on seat belt	0,00

## 13 Ride System Seat

Please specify the CODE from the RIDE order sheet:

Please select by ticking the relevant boxes

Special construction/individual solution o.r. - on request

Standard version: If no other selection is made, the standard version will be delivered.

## 14 Arm supports and arm pads

1 = fixed screwed 2 = swivel up 3 = detachable 4 = lockable 5 = height-adjustable armrest 6 = with wheel cover

CODE	DESCRIPTION	FUNCTIONS	GBP £
748	Side panel made of aluminium in black with cold protection insert incl. height-adjustable armrest (screwed)	1,5	180,00
304	Carbon fiber side guard <b>⚠</b> Without mudguard	3,6	196,00
101	Plastic side panel incl. mudguard 41mm	3,6	0,00
783	Carbon side panel incl. mudguard 35 mm	3,6	400,00

## 15 Leg supports and footrests

LLL (mm) 250 260 270 280 290 300 310 320 330 340 350 360 370 380 390 400 410 420 430 440 450 460 470 480 490 500 510

**A**

**B**

CODE	LLL (mm)	DESCRIPTION	GBP £
311	<b>A</b>	Tubular footrest, aluminium, height-adjustable, matt black <b>⚠</b> not i.C. with SW 480 and 500mm	0,00
312	<b>A</b>	Footrest one-piece, height / depth and angle adjustable	250,00
3532	<b>B</b>	Footrest mounted high, footrest height and angle adjustable <b>⚠</b> Lower leg length 250 - 410mm	250,00

**⚠** "The difference between the front seat height and the lower leg length must be at least 50 mm. The lower leg length may vary depending on drive wheel size, frame design, and front seat height. Refer to the service manual and configuration table for guidance."

359		Calf belt	0,00
-----	--	-----------	------

Please select by ticking the relevant boxes Special construction/individual solution o.r. - on request Standard version: If no other selection is made, the standard version will be delivered.**16** Frame colours

CODE	DESCRIPTION	GBP £
130	Titanium grey	0,00
206	Matt black	0,00
224	Blue-Metallic	0,00
227	Red Metallic	0,00
4044	Red Metallic Matt	0,00
4049	Olive green Matt	0,00
4050	Skyblue	0,00
4051	Chalk	0,00
4922	Metallic green	0,00
4919	Silverline	0,00


Please select by ticking the relevant boxes

 Special construction/individual solution o.r. - on request




 Standard version: If no other selection is made, the standard version will be delivered.

## 17 Options

### Hand and spoke guard

CODE	DESCRIPTION	GBP £
489	Transparent  Not i.c. with Spinergy Wheel CODE 2469, 2470, 2471, 2472	100,00



### Support castors

CODE	DESCRIPTION	GBP £
728	Anti-Tip, 1 pair, swivelling (recommended)  Not i.c. with step tube CODE 309	150,00
729	1 anti-tip, swivelling, mounted left  not in combination with the display tube CODE 309/4930	100,00
730	1 anti-tip, swivelling, mounted right  Not i.c. with entry pipe CODE 309/4931	100,00

### Pedal tubes

CODE	DESCRIPTION	GBP £
309	Step tubes (1 pair)  not in combination with support rollers CODE 728, CODE 729 or CODE 730	50,00
4930	1 step tube, mounted on the left  not in combination with support rollers CODE 728 or CODE 729	30,00
4931	1 step tube, mounted on the right  not in combination with support rollers CODE 728 or CODE 730	30,00

### Other accessories

CODE	DESCRIPTION	GBP £
833	Safety belt	45,00
970	Crutch holder  only in combination with CODE 309/4390/4391	10,00
819	Reflectors  not in v.v.m. CODE 752, 2473, 2461 and 2468	10,00



**10** Code 141



**10** Code 410



**08** Code 652



**08** Code 681



**17** Code 729



**08** Code 2595